



Guide to Discovery



  
**ILLUMINA**

**BHI: British Humanities Index  
Database Guide**

---

**2008**



**Guide to Discovery**

7200 Wisconsin Avenue  
Suite 601  
Bethesda MD 20814  
USA

**t** +1 301.961.6700  
**f** +1 301.961.6720

**[www.csa.com](http://www.csa.com)**

[www.csa.com](http://www.csa.com)



## Table of Contents

<b>What Is <i>BHI: British Humanities Index</i> and Why Should I Use It?</b> .....	<b>1</b>
A short history of BHI: British Humanities Index .....	1
Database facts and figures .....	1
<b>Subject coverage</b> .....	<b>2</b>
Supplemental Complimentary Databases .....	2
Sample Published Work Record .....	3
Sample Web Resource record.....	3
<b>10 Reasons to Use BHI: British Humanities Index</b> .....	<b>4</b>
<b>Table of Searchable Fields and Codes</b> .....	<b>5</b>
<b>Journal Coverage</b> .....	<b>8</b>
Publication Types.....	8
Selection Policy .....	8
Serials Source List .....	8
<b>Boolean Operators and Other Search Tools Supported by CSA Illumina</b> .....	<b>9</b>
Boolean operators .....	9
Proximity operators.....	9
Truncation and Wildcard .....	10
<b>Ready, Set, Search! Using CSA Illumina to Search <i>BHI: British Humanities Index</i></b>	<b>11</b>
Quick Search.....	11
Advanced Search .....	12
Command Search or Professional Search .....	13
Limits .....	14
<b>Results</b> .....	<b>15</b>
Sample Search Results List.....	15
Sorting.....	15
Showing Records .....	15
De-Duplication.....	16
Lateral Searching .....	16
Marking Records.....	16
<b>Output</b> .....	<b>16</b>
Saving, Printing & E-Mailing Records .....	16
Sample Results Output Page .....	17
Sample QuikBib.....	17
<b>Value-Added Features</b> .....	<b>18</b>
Alerts.....	18
Saved Searches.....	18
Indexes .....	18
Thesaurus .....	21
<b>The Research Process</b> .....	<b>23</b>
How to begin the electronic research process .....	23
Build your search strategy .....	24
Analyzing Results .....	26
<b>Contact us:</b> .....	<b>27</b>



# BHI: British Humanities Index

## What Is *BHI: British Humanities Index* and Why Should I Use It?

BHI: British Humanities Index contains over **780,000** records as of January 2008 - annotated references from more than **370** internationally respected humanities journals and weekly magazines published in the UK and other English speaking countries, as well as quality newspapers published in the UK.

## A short history of BHI: British Humanities Index

Beginning in 1916, BHI was originally published by the Library Association in the UK, as a printed index called the Subject Guide to Periodicals. This continued until 1962 when it changed its name to British Humanities Index (BHI). In 1985 abstracts were added and in 1990 the product became available in CD-ROM format (ceased in 2005). In 1997 an archive CD spanning the years 1962-1997 was produced. Today, BHI is available as a quarterly print publication and on the web on CSA Illumina.

## Database facts and figures

Dates of coverage	1962 to date
Size of database	781,671 records as of January 2008
Update frequency	Monthly, with about 1500 records added per update.
No. added annually	18,000
% records abstracted	52% (Records from 1962-1984 indexed only)
Abstract length:	30-150 words (Lower figure normally refers to newspaper items.) If an author abstract is included there is no limit.
Language of articles:	Virtually all in English
Controlled vocabulary	BHI thesaurus, created and maintained in-house.
Sources covered:	378
Selective sources	39
Total sources since 1962:	660
Country of publication	95% source titles published in the UK.



**Subject coverage** includes:

- |                   |                   |
|-------------------|-------------------|
| Architecture      | History           |
| Archaeology       | Language          |
| Art               | Literature        |
| Cinema            | Media Studies     |
| Classical Studies | Music             |
| Current Affairs   | Performing Arts   |
| Dance             | Philosophy        |
| Environment       | Political Science |
| Foreign Affairs   | Religion          |

Note: As some of the source publications are very wide ranging, BHI includes selected articles from disciplines which are not core to its subject scope and for which there are no specific titles.

BHI is also useful for researchers into the history of various subjects which are not themselves humanities – for instance it includes journals on the histories of science, gardens, medicine and other topics. BHI is also strong in the field of British regional history, reflecting its origins as a British oriented product.

**Supplemental Complimentary Databases**

When you search the CSA Illumina Arts & Humanities databases, including *BHI* supplementary databases are searched simultaneously: Web Resources Related to the Social Sciences & Humanities. Access to this database is included with a subscription to BHI on CSA Illumina.

Since 1998, the Web Resources Related to the Social Sciences & Humanities has grown into a collection of over 70,000 high-quality web sites that are hand-picked and indexed by our editors. We choose only sites containing specific, technical information of interest to a college-level audience, from respected, nonbiased sources such as educational institutions, government agencies, and scientific organizations. We review all links on a regular basis, and daily updates provide an average annual growth of **20%**

**Subject Coverage**

Major areas of coverage include:

- |                                 |                            |                      |
|---------------------------------|----------------------------|----------------------|
| Activism and Social Movements   | Physical and Mental Health | Science & Technology |
| Civil and Human Rights          | International Relations    | Sexuality            |
| Communication                   | Law                        | Social Issues        |
| Culture                         | Linguistics                | Women's Studies      |
| Demography & Population Studies | Marriage and Family        |                      |
| Economics                       | Psychology                 |                      |
| Education                       | Race                       |                      |
| Employment Issues               | Religion                   |                      |



# Sample Published Work Record

**Keyword searching fields = Title, Descriptors, Abstract**

**Easy lateral boolean searching on controlled vocabulary subject heading descriptors**

**New Search Using Marked Terms:**  Use AND to narrow  Use OR to broaden

**Database:** BHI: British Humanities Index

**Title:** Using terror to fight terror

**Author:** Rose, David

**Source:** Observer, 26 Feb 2006, Review pp.4-5

**ISSN:** 0029-7712

**Descriptors:**  Prisoners  Human rights  Guantanamo Bay  Road to Guantanamo  Winterbottom, Michael  Cinema directors

**Abstract:** In 2004, David Rose interviewed three British men after their release from Guantanamo Bay prison, where they had been denied all contact with the outside world. They told of abusive interrogation sessions, extraction of "confessions" and frequent beatings. Now Michael Winterbottom and Matt Whitecross have made a film of their ordeal, called "The Road to Guantanamo", to be broadcast on Channel 4 in March 2006.

**Features:** ii.

**Language:** English

**Publication Year:** 2006

**Publication Type:** Journal Article

**Shelfmark:** 6202.11450N

**Update:** 20060407

**Accession Number:** 409503

# Sample Web Resource record

**Descriptors added by CSA editors - enhanced access to quality, selected sites online**

**With links out to fulltext on the Indexed web**

**Database:** Web Resources Related to the Social Sciences/Humanities

**Title:** "Not Part of My Sentence": Violations of the *Human Rights* of Women in Custody

**Descriptors:**  US  prisons  correctional system  female offenders  prisoners  sexual assault  sexual abuse  rape  discrimination  human rights

**Resource Location:** [http://web.amnesty.org/library/index/ENGAMR5101919\\_99](http://web.amnesty.org/library/index/ENGAMR5101919_99)

**Information Provider:** Amnesty International, 600 Pennsylvania Ave SE, 9th floor, Washington DC, 20003

**Language:** English

**Accession Number:** 007940



## **10 Reasons to Use BHI: British Humanities Index**

1. Keep abreast of resources in literature, language, politics and philosophy
2. Access to over 780,000 records (as of January 2008).
3. Backfile coverage dating to 1962
4. Advanced searching capability of 19 indexed fields
5. Searching via Browsable Author and Journal Title Indexes
6. Thesaurus Searching capability
7. Ability to cross-search with other CSA Illumina databases using an automatic de-duping feature
8. Lateral searching through Authors and Descriptors on results pages
9. Provoked searches of selected Web Resources
10. Easy citation formatting via QuikBib



## Table of Searchable Fields and Codes in *BHI: British Humanities Index*

Field Name	Label	Search Examples	Explanation
Abstract	AB	ab=human rights ab=behavi*r	While many authors provide a brief abstract to their work, the vast majority of abstracts are provided or enhanced by CSA Editorial staff. They are written to emphasize how the article at hand relates to the scope of BHI and to improve retrievability. It is very focused and its length can vary from one sentence to several paragraphs, written in natural not controlled language. <i>The abstract field is searched in a Keyword search</i> Abstracts are available on records from 1984
Accession Number	AN	an= 191708	This field states the unique record number, which can be used to quickly refer back to a particular record. Please note that accession numbers were assigned in 2004 and while representing a unique number they do not necessarily reflect the order of indexing.
Author	AU	au=rose, david au=rose d au=rose david	Author names will generally be indexed <i>as shown in the original article</i> . The standard format is Last Name, First Name. We do recommend that you use the Author Name Index for searches (Search Tools > Indexes) to ensure a comprehensive result set.
CODEN	CD	CD= NLREZZ	Unique code number related to journal title. Rarely used outside the US and not heavily in Humanities journals. Fewer than 10% of BHI journals use coden
Descriptors	DE	De= Political Cartoons DE= Freedom of Speech	Descriptors are editor-added subject identifiers, largely pulled from the Thesaurus but enriched with additional non-thesaurus terms including personal and place names <i>The Descriptor field is searched in a Keyword search</i>
Features	FE	FE=refs	While searchable, it is difficult to do so in a meaningful way. It contains information on the physical content of document at hand, i.e. whether there are illustrations, number of colours used, availability of maps or bibliographies <i>Example: (from AN= 410619) : il. ports. refs.</i>



Field Name	Label	Search Examples	Explanation
ISSN	IS	IS=1069-8825	The International Standard Serial Number (ISSN) is used to uniquely identify any serial publication worldwide. If known, it can be the quickest and most accurate way to search for records from a particular journal. Not all journals have an ISSN, and this field is only available on records in BHI from 1985
Journal Issue	JI	JI= 4	Denotes the issue number for the journal the article is held in <i>The journal issue field displays as part of the source information</i>
Journal Name	JN	JN= development in practice	This field contains the journal name of a periodical. It is word indexed, allowing for easy retrieval. You may wish to consult the Journal Name Index (Search Tools > Indexes) for a comprehensive list of journal names.  <i>The journal name field displays as part of the source information</i>
Journal Page	JP	Jp=55	Indicates the page number the article starts on. <i>The journal page field displays as part of the source information</i>
Journal Supplement	JS	JS=	<i>The journal supplement field displays as part of the source information</i>
Journal Volume	JV	JV= 46	<i>The journal volume field displays as part of the source information</i>
Keywords	KW	kw=modern architecture	A keyword search does a combined search of all the 'subject' fields in BHI simultaneously: Title (TI), Descriptor (DE), and Abstract (AB)
Language	LA	la=french	Denotes the language or languages of the main text body of the indexed article. Older records do not always show the language of the article.
Publication Year	PY	py=1977	A four digit number, which describes the year of publication of an item. The first year of publication for BHI is 1962.
Shelfmark	SH	sh= 8853.700000	Shelfmark numbers are provided on records from 1985 by the British Library Document Supply Centre for titles held by the British Library and can be useful for document delivery



Field Name	Label	Search Examples	Explanation
Source	SO	so=Antiquity near 2005	The source field contains bibliographic citation information. If you are uncertain about the correct spelling of a Journal Name, you might wish to consult the Journal Name Index (Search Tools > Indexes).
Title	TI	ti=literature politics culture	Title field denotes the article, chapter or book title <i>The title field is searched as part of a keyword search</i>
Update	UD	ud=200506*	The update field consists of an eight digit date in the format YYYYMMDD. The database is updated monthly but note that this date is changed when records are reloaded, so may not reflect the date the record was added to the database.

Some additional fields, designed to add functionality to BHI, were added in a recent update of the product. These include:

- Affiliation of author
- Author email
- Document type
- DOI
- OAB - indication of source of abstract

Other fields, such as Article URL, are planned for future updates.



## Journal Coverage

### Publication Types

At present BHI covers only journal articles from a wide range of English language journals published mainly in the UK. The majority are from academic publishers and learned and professional societies or associations. Quality UK newspapers and several weekly publications are covered selectively

### Selection Policy

One of our foremost projects is to increase journal coverage, which we believe is best achieved by listening to our customers. We monitor demands in the field and listen to recommendations from librarians and other subject specialists, and we always welcome suggestions from our users. We are happy to hear which journals you deem “must have” coverage items for this database. Simply contact the Editor at

[Paul.Waldock@proquest.co.uk](mailto:Paul.Waldock@proquest.co.uk) or contact [support@csa.com](mailto:support@csa.com)

### Serials Source List

A list of the serials covered by BHI is available from the [factsheet](#) throughout the platform and from Training Materials on the homepage. This includes title, ISSN, Start date and publisher.

**Quick Links**

- > [BHI: British Humanities Index Factsheet](#)

BHI: British Humanities Index - Current Serials Source List

303 titles are currently monitored for inclusion in BHI. Titles are listed below, followed by the ISSN, the date from which the title was monitored for inclusion, and the publisher name.

[A](#) [B](#) [C](#) [D](#) [E](#) [F](#) [G](#) [H](#) [I](#) [J](#) [K](#) [L](#) [M](#) [N](#) [O](#) [P](#) [Q](#) [R](#) [S](#) [T](#) [U](#) [V](#) [W](#) [X](#) [Y](#) [Z](#)

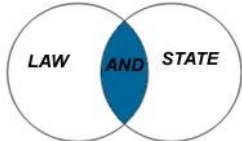
Serial title	ISSN	Monitoring start year	Publisher
20th Century History Review	1746-6512	2006	Philip Allan Updates
<b>-A-</b>			
<b>African Affairs</b>	0001-9909	1984	Oxford University Press
<b>Agricultural History Review</b>	0002-1490	1985	British Agricultural History Society
<b>AJ Specification</b>	Not supplied	2005	EMAP Construct
<b>American Drama</b>	1061-0057	2004	American Drama Institute
<b>Antiquaries Journal</b>	0003-5815	1985	Society of Antiquaries of London
<b>Antiquity</b>	0003-598X	1985	Portland Press Ltd.
<b>Apollo</b>	0003-6536	1985	Apollo Magazine Ltd
<b>Appraisal</b>	1358-3336	1996	Appraisal
<b>Archaeological Reports</b>	0570-6084	1988	Society for the Promotion of Hellenic Studies
<b>Archaeology International</b>	1463-1725	1997	Institute of Archaeology, University College London
<b>Architects' Journal</b>	0003-8466	1980	EMAP Construct
<b>Architects' Journal Focus</b>	0951-5380	1992	EMAP Construct
<b>Architectural Review</b>	0003-861X	1985	EMAP Construct

## Boolean Operators and Other Search Tools Supported by CSA Illumina

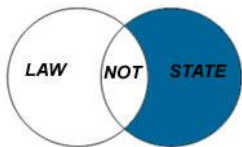
**Boolean operators** help define the relationships between words or groups of words.



Use **OR** to broaden a search, and retrieve records containing any of the words it separates, e.g. **law OR state** will find records containing **law only, state only, or both words**..



Use **AND** to narrow a search, and retrieve records containing *all* of the words it separates, e.g. **law AND state** will *only* find records containing *both these words*



Use **NOT** to narrow a search and retrieve records that do *not* contain the term following it, e.g. **law NOT state** will find records that contain **law**, but will *not contain* the word **state**.

*Search strings containing multiple expressions and operators are processed in the following order :  
( ), NEAR, NOT, AND, OR*

Europe and (law or state)

Use parenthesis to group expressions and define order of processing when applying complex Boolean logic.  
eg **Europe and (law or state)** will find records containing **Europe** and either **law** or **state**, while **Europe and law or state** will process the AND before the OR, and produce records containing **Europe and law** but also a large number of records just containing **state**.

**Proximity operators** narrow searches by specifying number of words between search terms.

NEAR

Use to narrow a search by specifying a proximity relationship of fewer than 10 words between search terms, e.g. **law near state**

WITHIN  
"X"

Use to narrow a search further by specifying a proximity relationship of fewer than "X" words between search terms, e.g. **law within 3 state** will find 'position of **law in major state** controlled industries'



## Truncation and Wildcard special characters can expand the scope of your search

- \* Truncate using an asterisk. This expands a search term to include forms of a root word,  
*e.g. law\** retrieves **law, laws, lawyer, lawyers;**  
**state\*** would find everything containing **state, states, statesmen** etc, but will also find **statement, statements, stated** etc. Be aware that truncation with too small a root can produce erroneous results; be prepared to expand the root, or try multiple wildcard '?'s instead
  
- \* As a wildcard within words, the asterisk will find an unlimited number of characters within a word, *including non-appearance*  
*e.g. colo\*r* retrieves **color** and **colour** ;  
**behavi\*r** would be used to retrieve **behavior** and **behaviour**
  
- ? Wildcard, to help find alternative spellings. The ? represents any single character; ?? represents two characters and so on. Use within or at the end of a word,  
*e.g. customi?e* finds **customize** as well as **customise**, **theat??** will find **theater** and **theatre**

*Notes:* CSA Illumina requires three characters at the beginning of a word before truncation or wildcard characters may be used.



## Ready, Set, Search! Using CSA Illumina to Search *BHI: British Humanities Index*

Now that you have an understanding of what BHI: British Humanities Index is and how the searchable field codes and search tools function, you are now ready to search the database through CSA Illumina.

Clicking on '[Help & Support](#)' at any time will direct you to a context-specific help page : Quick, Advanced, or Command Searching

On CSA Illumina, search strategies can be applied using one of three approaches.

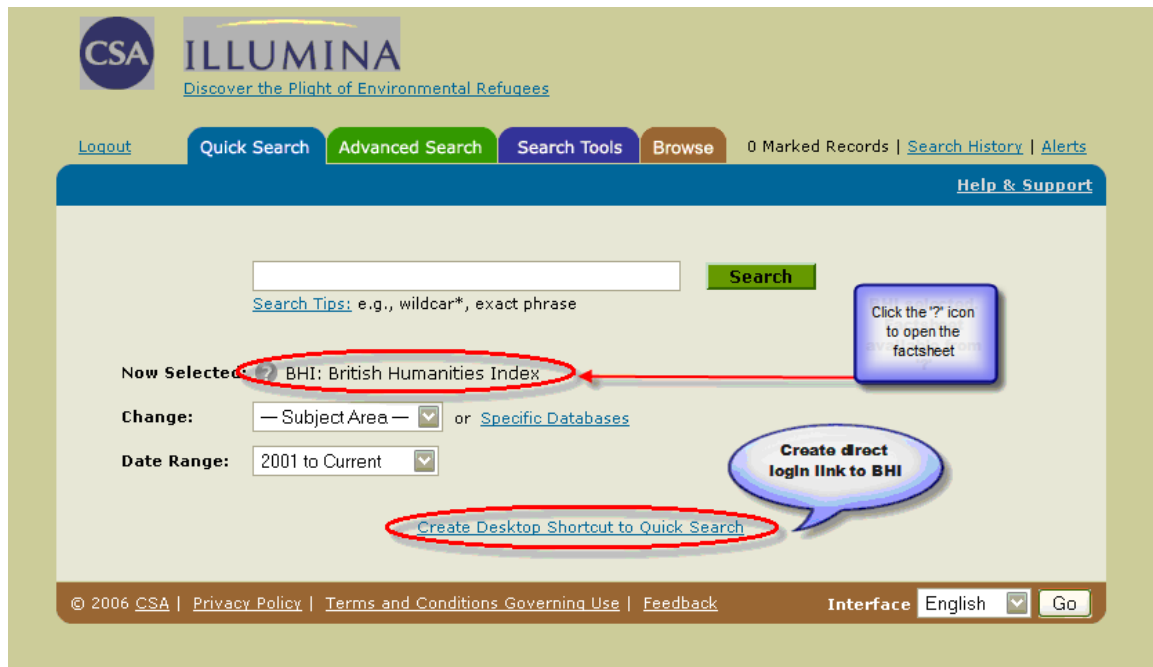
### Quick Search

The Quick Search executes an “anywhere” search, across all of the available fields in a record.

Multiple words entered into the search field, will by default be treated as a phrase.

You can use truncation and wildcards (see page 10) and nested Boolean searches, if you wish.

Searches are **not** case sensitive



## Advanced Search

The Advanced Search gives you the advantage of being able to select any of the 19 field codes currently available in BHI from a pull-down menu. *(Note: The list of available field codes shown here will vary if you select more than one database for your search.)*

You have the ability to add or remove rows from Advanced Search.

The three search boxes in each row are connected with a Boolean OR operator.

Each of the search boxes can accept a nested Boolean search of its own.

The individual rows can be combined with AND, NOT, OR and you have the ability to select Search Limits to narrow down your search.

The screenshot displays the CSA ILLUMINA Advanced Search interface. At the top, there are navigation tabs: Logout, Quick Search, Advanced Search (selected), Search Tools, and Browse. Below these are links for 0 Marked Records, Search History, and Alerts. The main search area features a grid of search boxes. A callout box explains that truncation will retrieve terms like 'politic', 'politics', 'political', and 'politicians etc'. Another callout points to a dropdown menu for selecting a field to search from 19 available options in BHI. A third callout points to a date range selector set to '1962 - present'. The search form includes a 'Search' button and a 'Clear' button. Below the search form, there are options for 'Now Selected' (BHI: British Humanities Index), 'Change' (Subject Area or Specific Databases), 'Date Range' (1985 to 2006), 'Limited to' (Latest Update, Journal Articles Only, English), and 'Show' (Short format). The interface also includes a 'Search Tips' link and a 'Create Desktop Shortcut to Advanced Search' link.



## Command Search or Professional Search

Command Search is often referred to as the Professional Search, as it may be preferred by advanced users who are comfortable entering search strategies without aid of a template.

You can select the required field tags from a list at the bottom of the form.

The search is not case sensitive, so you can enter field tags in capital or lower case (e.g. PT= vs. pt=)

Below the search form, you have access to various limits again and quick access to the other search tools available to you.

CSA ILLUMINA  
Discover the Plight of Environmental Refugees

Logout Quick Search **Advanced Search** Search Tools Browse 0 Marked Records | Search History | Alerts

Command Search Help & Support

Combine Searches Alerts History Command Search Thesaurus Indexes

KW=germany and TI=(current affairs OR foreign affairs OR politic\*) and FE=refs

select fields from drop down list of 19 available in BHI

Insert field code Features, FE= Insert Search Clear

Now Selected: BHI: British Humanities Index

Change: Subject Area or Specific Databases Use system set limits

Date Range: 1985 to 2006

Limited to:  Latest Update  Journal Articles Only  English Only

Show: Short format Results per page: 25

Search Tools: Combine Searches | Alerts | History | Command Search | Thesaurus | Indexes

Create Desktop Shortcut to CSA Illumina

© 2006 CSA | Privacy Policy | Terms and Conditions Governing Use | Feedback Interface English Go



## Limits

From Advanced and Command Search screens, search strategies may be refined by using the following limits:

- **Latest Update** limits your results to include only those records most recently added to the database. *British Humanities Index* is updated monthly
- **Journal Articles Only** limits the search to only include the publication type of journal article
- **English Only** limits retrieval to only those records relating to publications available in English. *British Humanities Index* currently indexes source publications in 10 languages. For non-English documents, titles are translated into English, and, whenever possible, an abstract is provided as well. Users wishing to limit their search results to a language other than English are advised to use the Language (LA) field in their search, e.g. *la=(german or french or italian)*  
A small number of older records (about 5%) do not have the language indexed as part of the record.
- **Date Range** limits retrieval to a specific date range. In Advanced and Command search you can limit to five year ranges from 1962-1980, and one year ranges from 1980 onwards

## Results

### Sample Search Results List

The screenshot shows the ILLUMINA search interface. At the top, it says '1759 results found for: terrorism\* in Multiple Databases'. Below this, there are filters for 'Published Works 1759' and 'Web Sites 1162'. A 'Sort by:' dropdown is set to 'Most Recent First'. Two search results are listed:

- 1. Ghosts of Indonesia won't lie.**  
 Pilger, John  
 New Statesman, vol. 135, no. 4783, pp. 26-27, 13 Mar 2006  
 ... special forces, who are among the world's most seasoned terrorism...  
 watching as Australia decides the fate of 43 West Papuans seeking asylum. "We  
 knew," said Herman Wainggai, their leader, "that if the Indonesian military had  
 caught ...  
 View Record | Full-Text Linking
- 2. Falling Man: the many faces of a 9/11 riddle**  
 Hattersley, Giles  
 Sunday Times; 5 Mar 2006, Section 4 pp.3  
 The search for the identity behind the haunting photograph of a man falling to his death  
 from one of the burning World Trade Center towers turned into a tortuous quest. The  
 photograph was taken by Associated Press photographer Richard Drew. (Quotes ...  
 View Record

Callout boxes provide additional information:

- Sort list of results:** Points to the 'Sort by:' dropdown menu.
- Lateral searching by jumping off from descriptors or authors:** Points to the author link 'Pilger, John'.
- Links to record, Full text, OpenURL, catalogue, ILL:** Points to the 'View Record' and 'Full-Text Linking' links.

### Sorting

The sorting features give you the opportunity to order your results based on the publication date or relevancy.

- **Most Recent First** displays the records in reverse chronological order, beginning with the most recent.
- **Relevance Rank** displays records in order based on relevancy. Relevancy is determined through a rating system that weighs the records based on the number of times the term(s) appear in the record and where they appear.

### Showing Records

Select how to display records from the 'Show' pull-down menu. Options include displaying the short format, full format, full format-no references, and custom format. Custom format will last for the current session, and can be useful for users to select particular fields they do/don't wish to see eg add the ISSN to the short format fields



## De-Duplication

The 'de-dupe' feature automatically removes any duplicate records that appear in your set of results, which is especially useful when you are cross-database searching. You can also use the 'Show Duplicates' feature to display the duplicates.

## Lateral Searching

When viewing records on CSA Illumina, both the author name and descriptor terms are hyperlinked; clicking on the hyperlink will search the database for each occurrence of the selected author or descriptor.

## Marking Records

Records in the results list can be marked for output or action at the end of the session. Further searches, limiting, combined or lateral searches can be carried out, and when the session is finished the user can click on Marked Records at the top right of the search box to view a results list of records they have selected

## Output

### Saving, Printing & E-Mailing Records

Saving, printing, and e-mailing records can be done by using the "Save, Print, E-mail" function at any stage from the Results list. After a complex search, when records have been marked at various stages, click through to the Marked Records page to review selected records before linking to the output options.

Output options also include a direct exporting feature to RefWorks, an online bibliographic management tool available to all users *when the institution holds an active subscription*. Alternatively, *all* users can quickly format a bibliography into one of the fifteen most popular output styles, by using the QuikBib function.



## Sample Results Output Page

The screenshot shows the CSA ILLUMINA search results output page. At the top, there is a navigation bar with options like 'Quick Search', 'Advanced Search', 'Search Tools', and 'Browse'. Below this, there are options to 'Save, Print, Email' and 'Return to Results'. A callout box points to the 'Use 10 Marked Records' option, stating 'Chose to output Marked Records or select range from results list'. Another callout points to the 'Full format' dropdown menu, stating 'Select record format for output'. A third callout points to a list of bibliographic styles, stating 'Selection of 13 major output styles to quickly print save or email properly formatted list of bibliographic references'. The page also includes options for document format (HTML, Text, RTF, MS Word) and a footer with copyright information and language settings.

## Sample QuikBib

The screenshot shows a QuikBib bibliography page. The header includes the QuikBib logo, the status 'Bibliography Created in APA - American Psychological A... style', and buttons for 'Print', 'Save', and 'E-Mail'. A warning message states 'Always check your references for accuracy. Click here for more information.' Below this, the word 'References' is centered. The list of references includes:
 

- Technology quarterly.(2006). *Economist*, 378(8468, suppl. Technology quarterly), 3+ (23 pages). Retrieved July 31, 2006, from BHI: British Humanities Index database.
- Billen, A. (2006). Sex on TV? it's overrated.. *Times, suppl.Section 2*, , 13-15. Retrieved July 31, 2006, from BHI: British Humanities Index database.
- Moran, J. (2006). Touch me, feel me, renovate me. *New Statesman*, 135(4782), 20-21. Retrieved July 31, 2006, from BHI: British Humanities Index database.



## Value-Added Features

CSA Illumina offers a number of value-added features to help with the search process and maximize the relevancy of search results.

### Alerts

A saved “Alert” can be set up from the Search History menu at top right of all search screens or from the Search Tools | History tab. This will automatically carry out the designated search on your selected databases for new content after each database update, ie monthly. Initially you will be prompted to create a personal account where your alert search will be saved and thenceforth you will receive a weekly email message - whenever the search retrieves results - containing up to 250 records from each database that has new matching content.

Alerts are active by default for 26 weeks, but at 24 weeks a reminder will be sent to prompt a renewal if you wish to keep the alert going. And they can be renewed, edited or deleted at *any* stage by signing into your profile within CSA Illumina.

### Saved Searches

As with alerts, a search can be saved in your profile so that you can quickly login at the start of each search session and run the search again. This is particularly useful when you have worked out an elaborate, successful search strategy you want to run regularly – but don’t want your inbox filling with alert prompts.

### Indexes

Searches may be activated through three browsable indexes: Author, Journal Name, and Publication Type.

You can either browse the indexes by alphabet, or type a word (or part of a word) into the search box and submit it. You will then see a list of all terms, starting from the word you’ve entered.

In the result summary, you will find that terms are hyperlinked to allow for lateral searching. Simply click one to execute a search.

For a more complex search, a “Remember Terms” feature allows you to save a term and continue with your search until you have selected all relevant terms. When all the terms are selected, you submit the search either by using OR or AND on the left side of the screen, from the orange 'Search' button



## Author Indexing

Author names are indexed as: Last Name, First Name – e.g. Rose, David. The Author Name Index (Search Tools > Indexes) gives you quick access to the appropriate spelling and entries. When searching for a specific author you can leave out the comma if you wish, e.g. AU=Rose David

The screenshot shows the CSA ILLUMINA search interface. At the top, there's a navigation bar with 'Quick Search', 'Advanced Search', 'Search Tools', and 'Browse'. Below that, a 'Browse Indexes' section has tabs for 'Combine Searches', 'Alerts', 'History', 'Command Search', 'Thesaurus', and 'Indexes'. The main search area shows 'Select Database & Index:' set to '- Author Index' and 'Search the Index:' with the text 'rogers'. A 'Go' button is next to the search input. Below the search input is a 'Browse the Index:' section with a list of letters from A to Z. The search results are for 'BHI: British Humanities Index: Author Index'. On the left, there's a 'New Search Using Marked Terms' section with radio buttons for 'Use AND to narrow' and 'Use OR to broaden'. A 'Search' button is below. A list of search results is shown, each with a checkbox: 'rogers bernard', 'rogers bernard w', 'rogers brian g', 'rogers bryan', 'rogers byron', 'rogers c d', 'rogers c j', 'rogers c l', 'rogers charles a', 'rogers christopher d', 'rogers claude', 'rogers colin', 'rogers colin d', 'rogers cyril a', 'rogers d', 'rogers d m', 'rogers daniel', 'rogers david', 'rogers deborah', and 'rogers deborah d'. There are 'Previous' and 'Next' navigation links above and below the list. At the bottom, there's a footer with '© 2006 CSA | Privacy Policy | Terms and Conditions Governing Use | Feedback' and an 'Interface' dropdown set to 'English' with a 'Go' button. Red arrows point from callout boxes to the search options and the list of results.

Select and do lateral boolean search

Use AND to narrow  
Use OR to broaden

Search

rogers bernard  
rogers bernard w  
rogers brian g  
rogers bryan  
rogers byron  
rogers c d  
rogers c j  
rogers c l  
rogers charles a  
rogers christopher d  
rogers claude  
rogers colin  
rogers colin d  
rogers cyril a  
rogers d  
rogers d m  
rogers daniel  
rogers david  
rogers deborah  
rogers deborah d

Make sure you cover all alternative forms of name eg CD Rogers



## Journal Name Index

The Journal name index is a good way for users to see which journal titles are covered in BHI, and a good jump off point to search one or more particular titles.

This search can then be combined with some keyword searches to find articles of interest in preferred or easily accessible journals

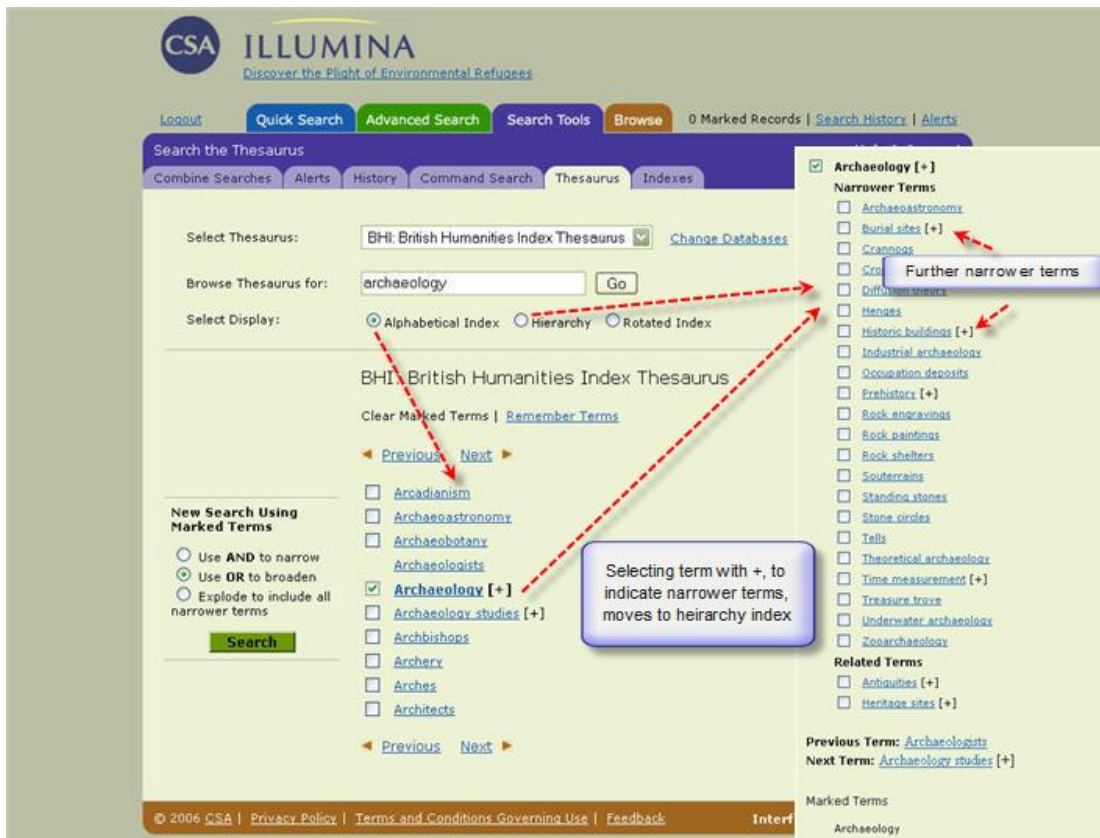
The screenshot shows the CSA ILLUMINA website interface. At the top, there is a navigation bar with options like 'Quick Search', 'Advanced Search', and 'Browse'. Below this, there is a search area where 'Journal Name Index' is selected as the database and 'journal' is entered in the search field. A list of journals is displayed, with several checked, including 'journal of architectural conservation', 'architectural review', 'architect', 'architects' journal', 'architects' journal focus', and 'architectural history'. A 'Search' button is visible. Three callout boxes with red dashed arrows provide instructions: 1. 'Mark and remember terms when browsing index' points to the 'Remember Terms' link. 2. 'Combine selected terms with Boolean searching' points to the 'Use OR to broaden' radio button. 3. 'Use search history to combine journal search with keywords and limits' points to the 'Search History' link.

## Thesaurus

**The Alphabetical display** produces a simple alphabetized list of terms, with selection boxes beside valid, preferred terms. There are no boxes beside terms that, if searched, would not retrieve any results, but you can still click on these hyperlinked terms to display the full thesaurus entry and discover which terms to use instead

**The Thesaurus hierarchical display** shows the hierarchy of the term and relationships to the other terms. Broader terms, narrower terms, related terms and use/use for instructions are listed in this display. Previous and next terms from the alphabetical list are also included. The [+] symbol appears next to terms that contain narrower terms within their hierarchy. Scope notes, which are brief statements of the meaning or usage of a term, and history notes also display, where relevant. The explode capability searches for the marked term and all its narrower terms.

When you are ready to search for the term within your selected database(s), mark the boxes next to the desired term(s), use OR or AND Boolean operators to combine as necessary, then click on the Go button on the left side of the screen. The same search functions available in the Quick Search and Advanced Search and Command Search, including limits, date range, sorting, and display options can be used to modify a Thesaurus search.





The **Rotated Index** (which is often called a permuted index) displays an alphabetical list of all thesaurus terms containing a selected word. This word can occur anywhere within a thesaurus term and it does not have to be the first word. You can only search for a single word, not a phrase, in the Rotated Index. This display also shows the [+] symbol beside terms that have narrower terms, and provides related terms and scope notes, where relevant. To see the full hierarchy and relationships, you can click on the hyperlinked term.

The screenshot shows the CSA ILLUMINA search interface. At the top, the logo for CSA ILLUMINA is displayed with the tagline "\$33 billion at your fingertips". Below the logo, there are navigation tabs for "Logout", "Quick Search", "Advanced Search", "Search Tools", and "Browse". A search bar contains the text "building" and a "Go" button. The "Select Display" section has three radio buttons: "Alphabetical Index", "Hierarchy", and "Rotated Index", with "Rotated Index" selected. The main content area shows a list of search results for "building" in the BHI: British Humanities Index Thesaurus. The results are listed in an alphabetical order: "Body building", "building [+]", "Building contracts", "Building defects", "Building equipment [+]", "Building estimating", "Building materials [+]", "Building models", "Building regulations [+]", "Building services [+]", "Building societies", "Costs, building", "Organ building", "Sick building syndrome", "Smart building concept", and "Team building". Each result has a checkbox to its left. Some results have sub-entries, such as "related Civil engineering [+]" and "related Structural engineering" under "building [+]", and "related Building materials [+]" and "related Building equipment [+]" under "Building materials [+]". A callout box with a blue border and red dashed arrows points to the "building [+]" and "Building materials [+]" results, containing the text "Links to preferred or related terms". Another callout box with a blue border and red dashed arrows points to the "Building services [+]" and "Sick building syndrome" results, containing the text "Displays terms, whatever order the selected word appears". On the left side of the interface, there is a section titled "New Search Using Marked Terms" with three radio buttons: "Use AND to narrow", "Use OR to broaden" (which is selected), and "Explode to include all narrower terms". Below this section is a "Search" button. At the bottom of the interface, there is a footer with copyright information, a "Privacy Policy" link, a "Terms and Conditions Governing Use" link, a "Feedback" link, and an "Interface" dropdown menu set to "English" with a "Go" button.



## The Research Process

You might wish to download the CSA Illumina Quick Reference Card from our [Training Materials Page](#). It is available in Czech, English, French, German, Japanese, and Spanish.

If you have questions contact us at [support@csa.com](mailto:support@csa.com), or speak to a librarian at your institution.

### How to begin the electronic research process

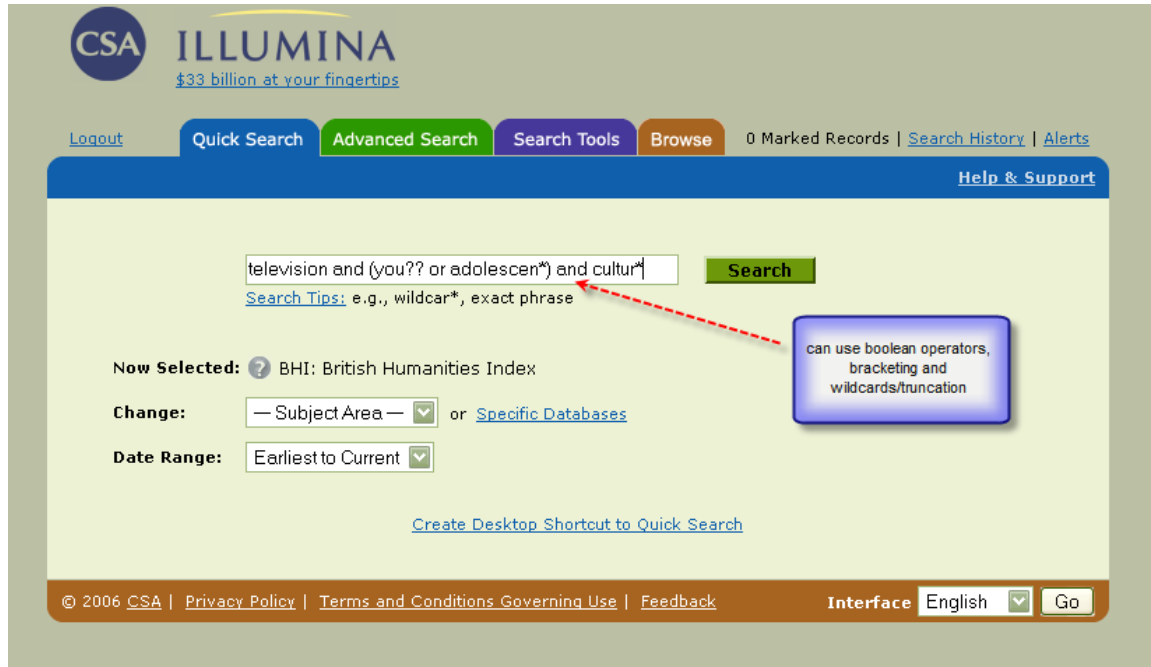
- 1) Determine your goals:
  - i) State your research question:  
**"What effects have popular TV programmes and services had on developing youth culture?"**
- 2) Set parameters for your search (e.g., technology type, geographical location,):  
**"What aspects of youth culture are going to be considered (cultural, familial, social, financial, educational, etc.)?"**  
  
**"What types of 'popular TV' are we thinking of (cartoons, music channels, soaps, reality TV, interactive, shopping channels)?"**  
  
**"Which geographic locations are most affected by these effects (global, developed countries, developing countries)?"**
- 3) Identify general concepts:
  - a) Which general terms relate to your search?  
**"youth culture"; "mass media"; "popular television"; "modern culture"**
  - b) Think of any synonyms, alternative terms, different spellings for keyword (use thesaurus for controlled language descriptors)  
**"young people"; "youth"; "children"; "teenagers"; "adolescents"  
"television"; "TV"; "programs/programmes/programming" etc  
"impacts"; "effects"; "influences"**
- 4) Choose the appropriate database
  - a) Are there specific journals or organizations that specialize in my area of interest, and are any of these covered in BHI?

Cultural Studies  
Cultural & Social History  
Early Popular Visual Culture  
Historical Journal of Film, Radio and Television  
History and Technology: an international journal  
Journal of Broadcasting and Electronic Media  
Journal of Historical Sociology

- 5) What other resources are available in the Web Resources Database?

## Build your search strategy

### 1) Quick search:

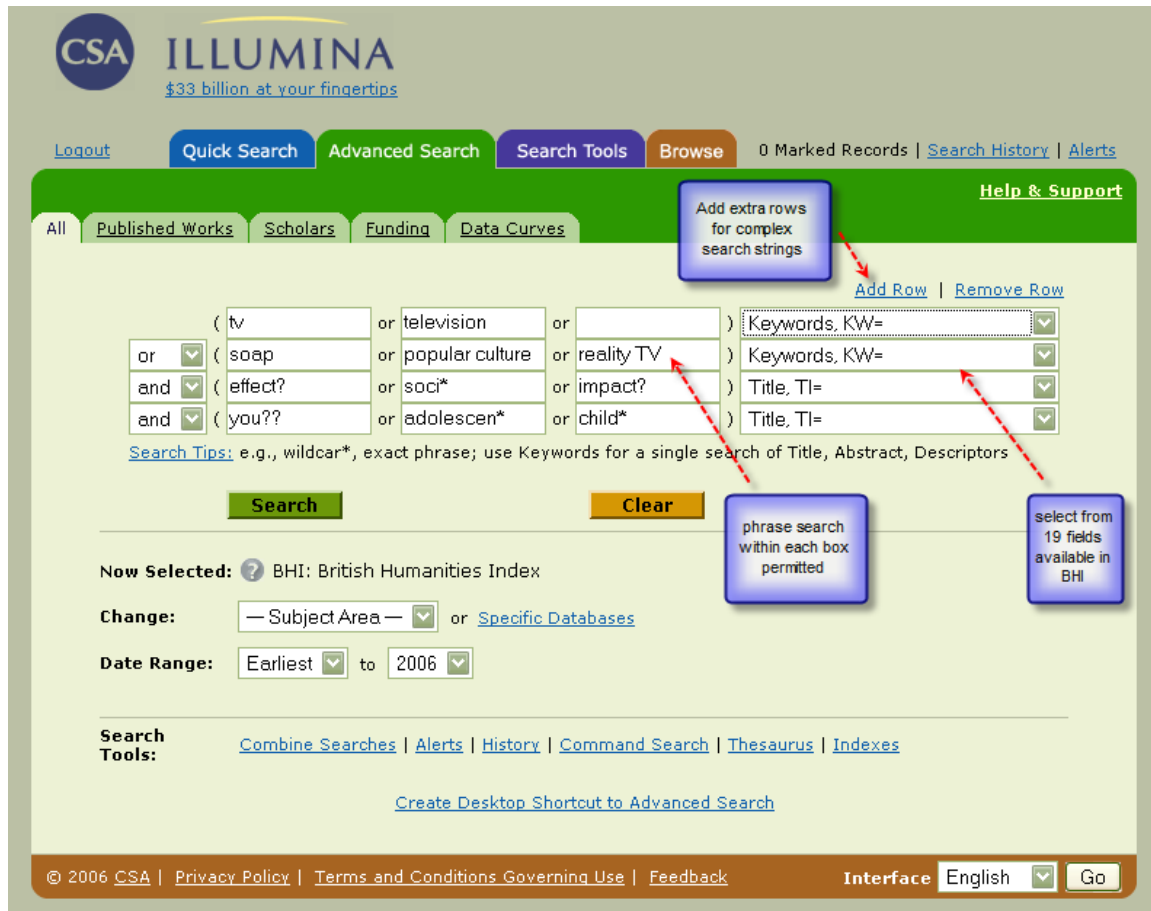


- a) Enter phrase or multiple search terms separated by Boolean operators AND to combine terms, OR to link similar words or synonyms, and remember to use parenthesis to group terms or expressions for correct order searching.

**(TV or television) and (you?? Or adolescen\*) and cultur\***

- b) Don't forget to analyze results as you go along, editing to limit or expand as necessary
- c) Mark records of interest for later retrieval and output
- d) Look at good authors and relevant descriptors to click into some useful lateral searches.
- e) Pull all of your searches together by combining and editing through the Search History tab or menu

2) Advanced Search:



- a) The drop boxes in “Advanced Search” allow you to limit the search by any of the searchable field codes. (A full list, including a description, of field codes can be found on pages 5-7).
- b) You also have the option to limit your search to certain publication dates, publication type or language.

**Example:** If I wanted to limit my search to records that were in a topic relevant journal, and that also referred to some particular types of service or programme in the abstract, I could create my search as follows:

**JN = (culture or history or television)**  
**and ti = (cultur\* and (you?? Or adolescen\*))**  
**and AB = (soap\* Or cartoon\* Or interact\*)**



## Analyzing Results

1. If results are satisfactory

Save, Print, E-mail citations, download them to a bibliographic manager such as RefWorks, or output them via CSA's QuikBib, which allows CSA Illumina users to generate a bibliography of selected database records in any of the eight most popular bibliographic styles (listed below):

AMA (American Medical Association), 9th Edition

APA (American Psychological Association), 5th Edition

APA (American Psychological Association), 5th Edition - Annotated with Abstracts

ASA (America Sociological Association), 2nd Edition

Chicago Manual of Style, 15th Edition - Author-Date System

Council of Biology Editors – CBE 6th, Citation Sequence

Council of Biology Editors – CBE 6th, Name-Year Sequence

Harvard

Harvard – British Standard

MLA, 6th Edition

MLA, 6th Edition - With subscriber information

Turabian, 6th Edition - Reference List

Uniform - Uniform Requirements for Manuscripts Submitted to Biomedical Journals

2. If results are not on target:

- a. Check spelling of search terms and use thesaurus or browsable indexes to drop unnecessary or misleading terms and select alternatives
- b. Increase precision by searching specific fields such as the title rather than keywords, or by using the thesaurus controlled language

3. Too few/too many results:

- a. Expand, and increase retrieval by using fewer ANDs, more ORs and more truncation

**EXAMPLE: (tv or television or video or screen) and (child\* or you\* or adolescen\* or teenager\* or “school leavers” or kid\*)**

OR

- b. Limit and increase precision by using additional ANDs and fewer ORs (NOT can be used to exclude some terms), use longer stems and wildcard truncation, and restrict to fields

**EXAMPLE: ti=(TV or television) and ke=(you?? Or adolescen\*) and ke=(impact\* or effect\*)**

OR

- i) Ask a librarian to help you. Be sure to bring the result of this section along for them to review and develop.



## Contact us:

For Technical support issues: [support@csa.com](mailto:support@csa.com)

For training requests: [training@csa.com](mailto:training@csa.com)

For sales related questions [sales@csa.com](mailto:sales@csa.com)

For documentation please visit: <http://www.csa.com/support/trainingmaterial.php>

For a list of all available databases on CSA Illumina and any other products available from CSA:

[http://www.csa.com/e\\_products/databases-collections.php](http://www.csa.com/e_products/databases-collections.php)



7200 Wisconsin Avenue  
Suite 601  
Bethesda MD 20814  
USA

t +1 301.961.6700

f +1 301.961.6720

[www.csa.com](http://www.csa.com)